

# Liquor Market Review

Fiscal 2022/23 Q2

September 2022



**LIQUOR  
DISTRIBUTION  
BRANCH**

# Table of Contents

Introduction .....	3
Beer Sales (Net \$) .....	4
Beer Sales (Litres) .....	6
Refreshment Beverages Sales (Net \$) .....	8
Refreshment Beverages Sales (Litres) .....	10
Spirits Sales (Net \$) .....	12
Spirits Sales (Litres) .....	16
Wine Sales (Net \$) .....	20
Wine Sales (Litres) .....	26
Glossary .....	32

# Introduction

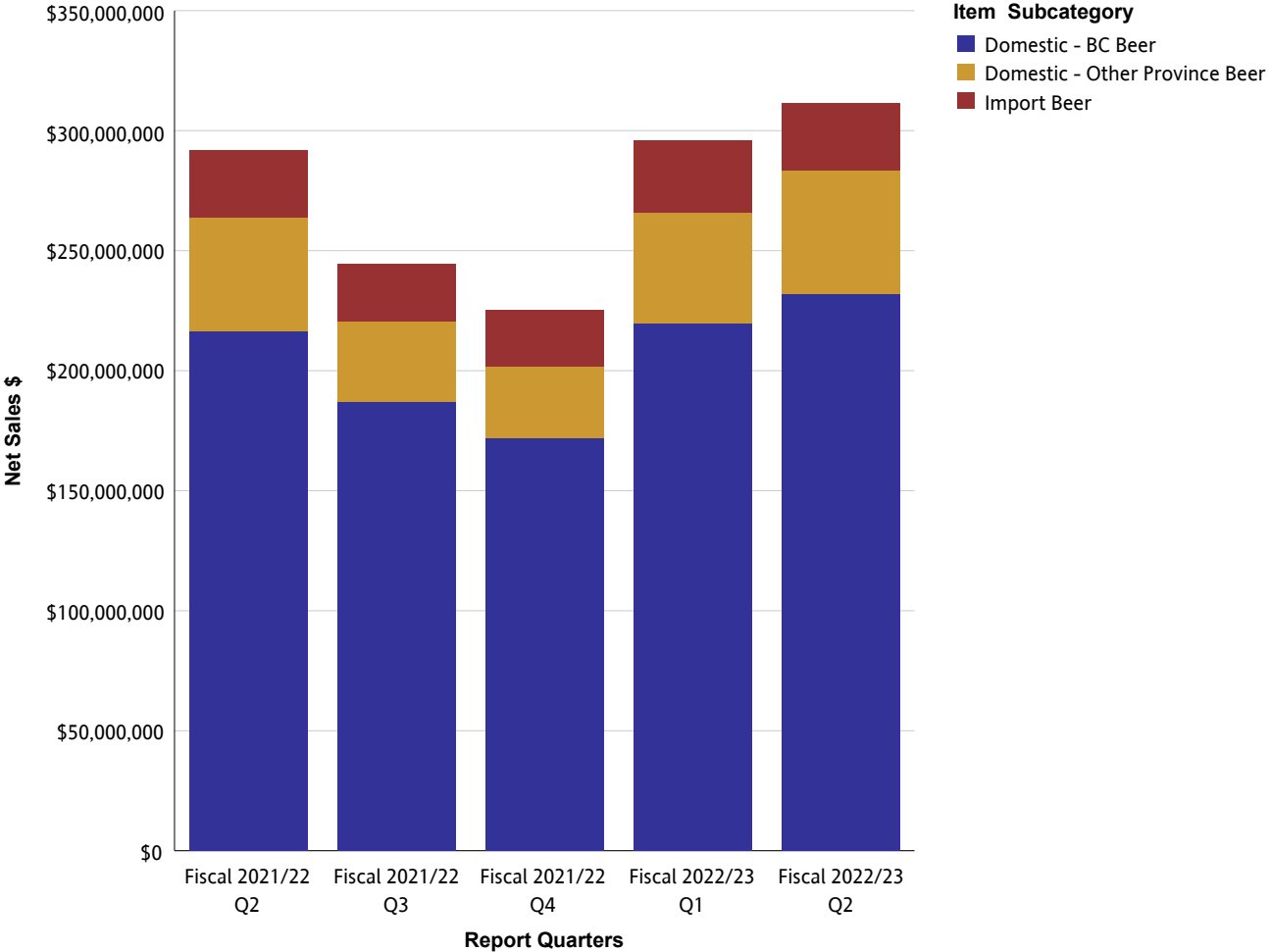
The Liquor Market Review provides provincial sales through the Wholesale channel for beer, refreshment beverages, spirits and wine. Sales are provided in net dollar value and litres. Net dollar value is based on the price paid by the customer and excludes any applicable taxes. For each reporting period, the Liquor Market Review provides summarized sales data for the current quarter and previous four quarters.

The Liquor Distribution Branch fiscal calendar begins on April 1st and ends on March 31st and is comprised of 12 periods. A period can vary in length but roughly follows a calendar month. For example, Q1 reflects Periods 1 – 3 (April, May and June).

The Liquor Distribution Branch produces the Liquor Market Review four times per year for reporting periods ending in March, June, September and December.

While every effort has been made to ensure accuracy and completeness of figures, this is not guaranteed. It is the express condition of the use of this publication that the Liquor Distribution Branch shall incur no liability.

# Beer Sales (Net \$)

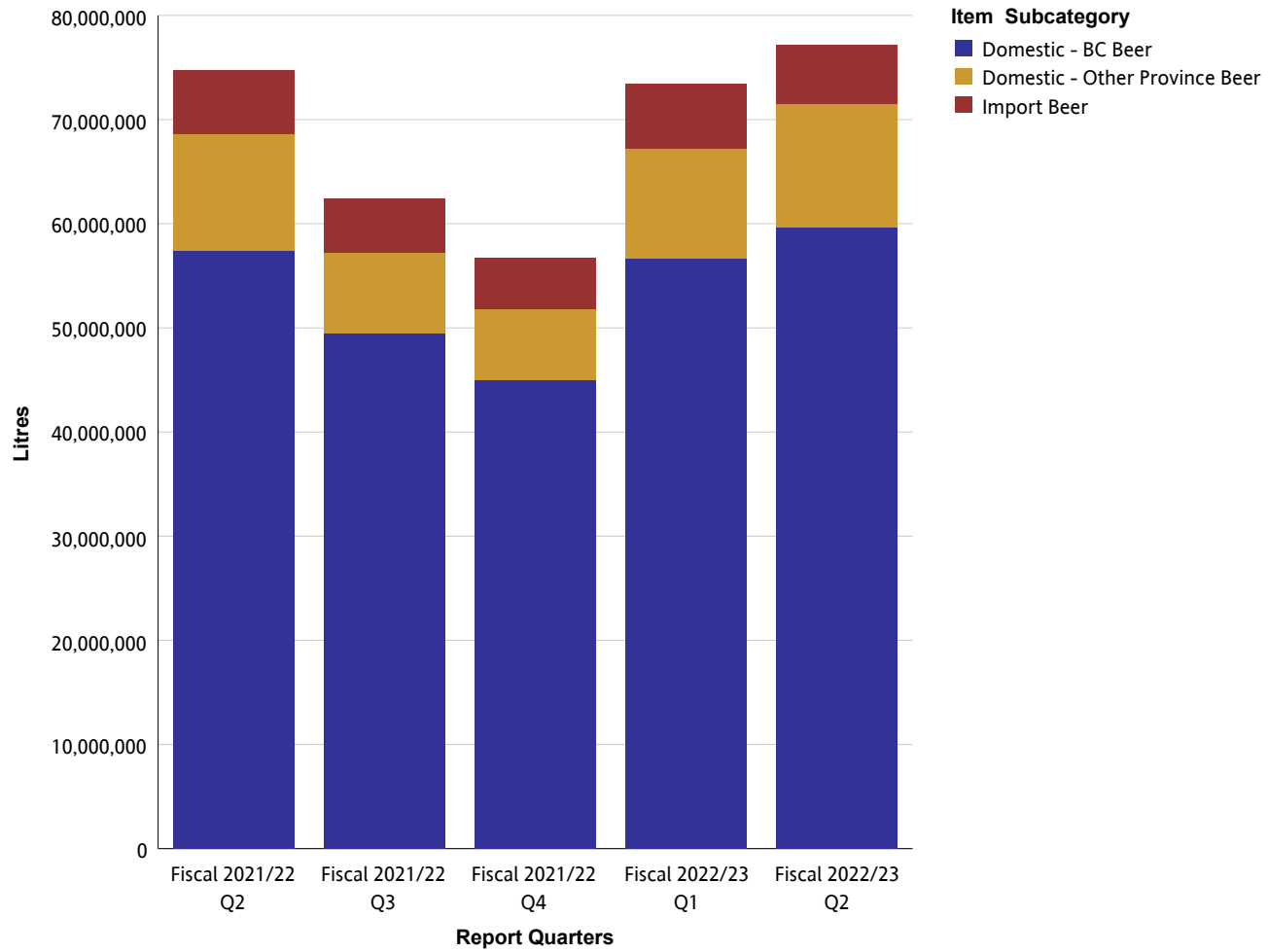


## Beer Sales (Net \$)

### Beer

Net Sales \$		Fiscal 2021/22 Q2	Fiscal 2021/22 Q3	Fiscal 2021/22 Q4	Fiscal 2022/23 Q1	Fiscal 2022/23 Q2
Domestic - BC Beer	Domestic - BC Commercial Beer	\$123,665,089	\$108,627,092	\$99,934,238	\$124,660,375	\$132,989,947
	Domestic - BC Micro Brew Beer	\$43,029,769	\$34,146,108	\$32,070,995	\$42,342,992	\$44,847,537
	Domestic - BC Regional Beer	\$49,851,795	\$44,348,845	\$39,984,726	\$52,596,421	\$54,121,816
	<b>Summary</b>	<b>\$216,546,652</b>	<b>\$187,122,045</b>	<b>\$171,989,959</b>	<b>\$219,599,788</b>	<b>\$231,959,300</b>
Domestic - Other Province Beer	Domestic - Other Province Commercial Beer	\$46,494,521	\$32,639,074	\$29,081,509	\$45,370,365	\$50,671,835
	Domestic - Other Province Micro Brew Beer	\$197,529	\$152,018	\$100,512	\$193,925	\$231,130
	Domestic - Other Province Regional Beer	\$796,307	\$617,698	\$585,985	\$769,801	\$817,187
	<b>Summary</b>	<b>\$47,488,358</b>	<b>\$33,408,790</b>	<b>\$29,768,006</b>	<b>\$46,334,091</b>	<b>\$51,720,153</b>
Import Beer	Asia And South Pacific Beer	\$1,397,488	\$1,463,254	\$1,408,959	\$1,808,571	\$1,376,746
	Europe Beer	\$21,251,444	\$18,990,817	\$18,447,468	\$22,697,288	\$20,746,114
	Mexico And Caribbean Beer	\$3,548,843	\$1,892,636	\$2,131,294	\$3,533,831	\$3,703,193
	Other Country Beer	\$114,219	\$83,450	\$38,683	\$25,964	\$21,482
	USA Beer	\$1,580,502	\$1,417,481	\$1,381,088	\$1,910,323	\$2,115,058
	<b>Summary</b>	<b>\$27,892,497</b>	<b>\$23,847,639</b>	<b>\$23,407,492</b>	<b>\$29,975,977</b>	<b>\$27,962,594</b>
<b>Summary</b>		<b>\$291,927,507</b>	<b>\$244,378,474</b>	<b>\$225,165,457</b>	<b>\$295,909,856</b>	<b>\$311,642,046</b>

## Beer Sales (Litres)

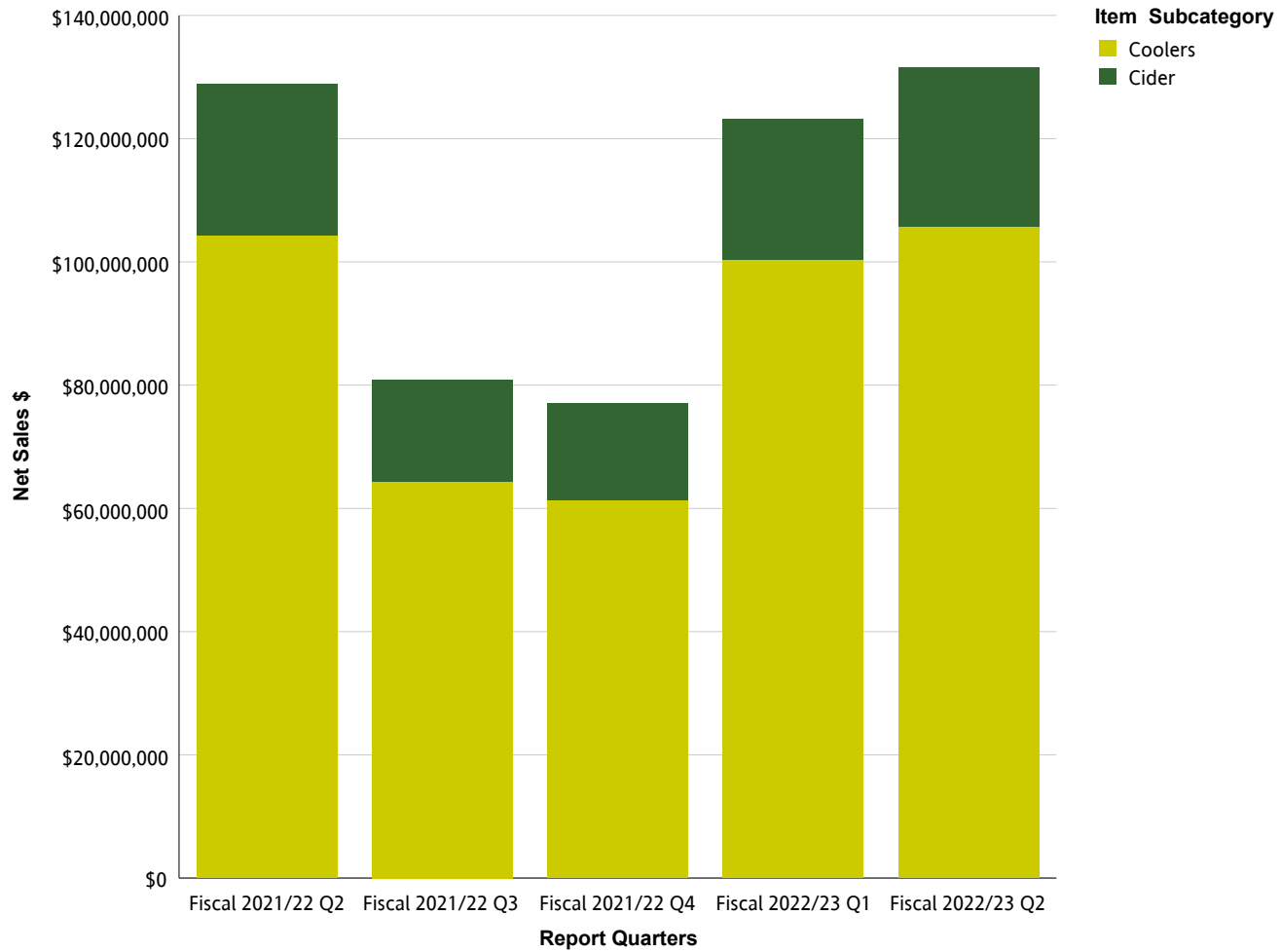


## Beer Sales (Litres)

### Beer

Litres		Fiscal 2021/22 Q2	Fiscal 2021/22 Q3	Fiscal 2021/22 Q4	Fiscal 2022/23 Q1	Fiscal 2022/23 Q2
Domestic - BC Beer	Domestic - BC Commercial Beer	35,266,771	30,906,551	27,945,496	34,219,316	36,498,949
	Domestic - BC Micro Brew Beer	8,836,299	6,771,500	6,482,757	8,614,405	9,009,552
	Domestic - BC Regional Beer	13,308,480	11,758,139	10,567,761	13,825,505	14,144,040
	<b>Summary</b>	<b>57,411,551</b>	<b>49,436,190</b>	<b>44,996,014</b>	<b>56,659,227</b>	<b>59,652,541</b>
Domestic - Other Province Beer	Domestic - Other Province Commercial Beer	10,962,503	7,599,842	6,678,812	10,354,160	11,610,238
	Domestic - Other Province Micro Brew Beer	29,757	21,985	13,202	25,591	29,605
	Domestic - Other Province Regional Beer	217,704	174,793	165,113	213,165	226,295
	<b>Summary</b>	<b>11,209,964</b>	<b>7,796,620</b>	<b>6,857,127</b>	<b>10,592,915</b>	<b>11,866,138</b>
Import Beer	Asia And South Pacific Beer	254,727	270,570	249,099	313,137	255,192
	Europe Beer	4,771,033	4,256,283	3,941,409	4,832,671	4,275,701
	Mexico And Caribbean Beer	713,914	363,156	388,696	664,524	682,789
	Other Country Beer	26,905	20,933	8,878	5,524	4,320
	USA Beer	313,247	292,843	301,161	413,698	465,743
	<b>Summary</b>	<b>6,079,826</b>	<b>5,203,784</b>	<b>4,889,243</b>	<b>6,229,553</b>	<b>5,683,745</b>
<b>Summary</b>	<b>74,701,341</b>	<b>62,436,594</b>	<b>56,742,384</b>	<b>73,481,696</b>	<b>77,202,424</b>	

## Refreshment Beverages Sales (Net \$)



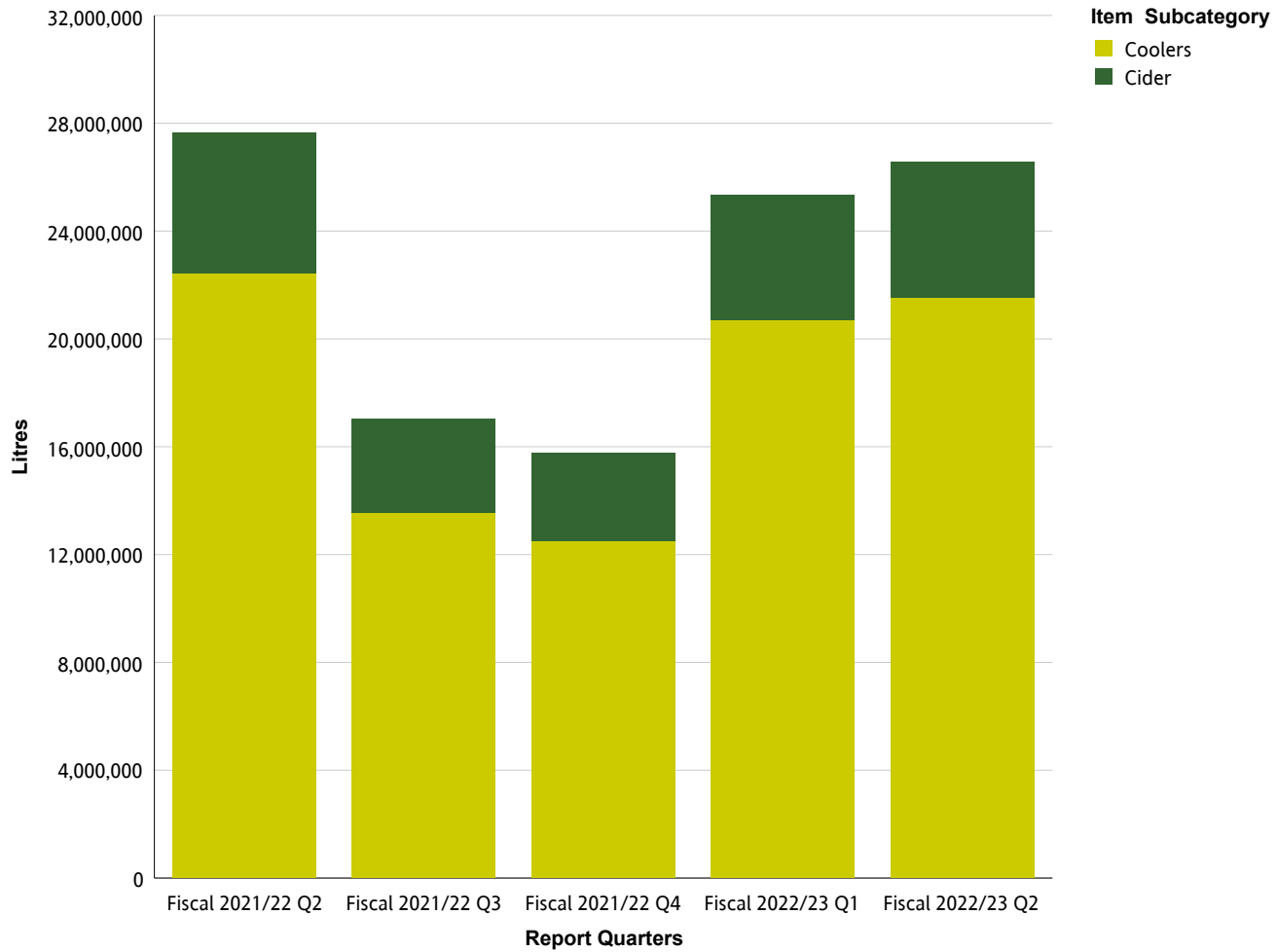


## Refreshment Beverages Sales (Net \$)

### Refreshment Beverages

Net Sales \$		Fiscal 2021/22 Q2	Fiscal 2021/22 Q3	Fiscal 2021/22 Q4	Fiscal 2022/23 Q1	Fiscal 2022/23 Q2
Cider	Domestic Cider	\$21,308,496	\$13,886,780	\$13,123,479	\$19,457,595	\$23,111,006
	Import Cider	\$3,280,722	\$2,630,838	\$2,523,142	\$3,393,399	\$2,799,508
	<b>Summary</b>	<b>\$24,589,218</b>	<b>\$16,517,617</b>	<b>\$15,646,621</b>	<b>\$22,850,995</b>	<b>\$25,910,514</b>
Coolers	Malt-Based Coolers	\$471,543	\$171,097	\$198,025	\$451,829	\$551,466
	Spirit Coolers	\$101,628,892	\$62,826,744	\$59,808,761	\$97,922,566	\$102,811,668
	Wine/Fruit Coolers	\$2,202,314	\$1,310,117	\$1,439,983	\$2,036,406	\$2,394,943
	<b>Summary</b>	<b>\$104,302,748</b>	<b>\$64,307,959</b>	<b>\$61,446,769</b>	<b>\$100,410,802</b>	<b>\$105,758,076</b>
<b>Summary</b>		<b>\$128,891,967</b>	<b>\$80,825,576</b>	<b>\$77,093,390</b>	<b>\$123,261,797</b>	<b>\$131,668,590</b>

## Refreshment Beverages Sales (Litres)

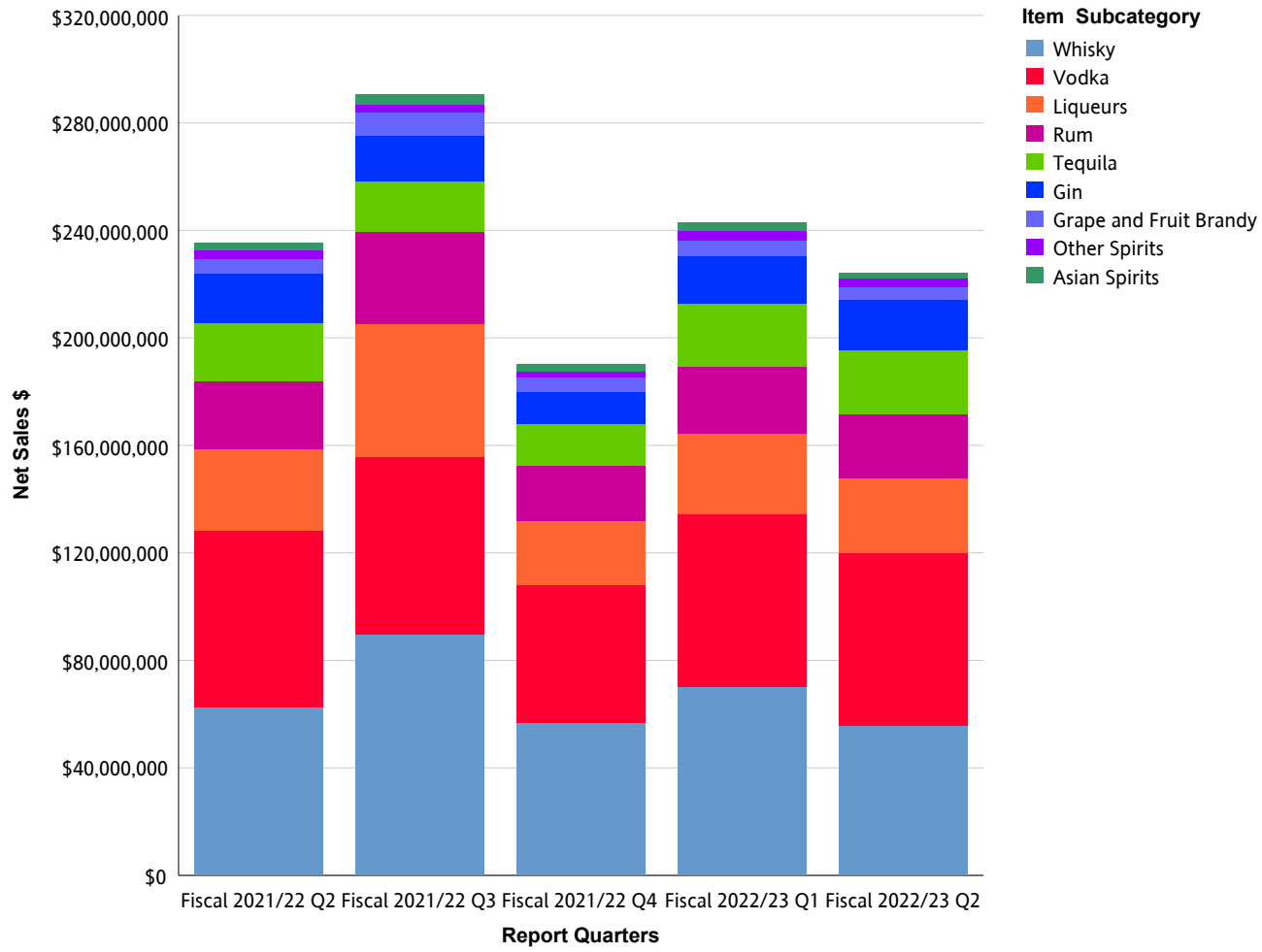


## Refreshment Beverages Sales (Litres)

### Refreshment Beverages

Litres		Fiscal 2021/22 Q2	Fiscal 2021/22 Q3	Fiscal 2021/22 Q4	Fiscal 2022/23 Q1	Fiscal 2022/23 Q2
Cider	Domestic Cider	4,511,949	2,912,718	2,760,232	3,959,190	4,488,941
	Import Cider	707,932	569,902	509,870	698,059	561,609
	<b>Summary</b>	<b>5,219,881</b>	<b>3,482,620</b>	<b>3,270,102</b>	<b>4,657,248</b>	<b>5,050,550</b>
Coolers	Malt-Based Coolers	94,253	32,201	37,271	87,901	110,832
	Spirit Coolers	22,001,707	13,316,394	12,250,645	20,295,606	21,009,627
	Wine/Fruit Coolers	341,893	188,952	212,984	311,750	414,095
	<b>Summary</b>	<b>22,437,853</b>	<b>13,537,546</b>	<b>12,500,900</b>	<b>20,695,257</b>	<b>21,534,554</b>
<b>Summary</b>		<b>27,657,733</b>	<b>17,020,167</b>	<b>15,771,001</b>	<b>25,352,506</b>	<b>26,585,104</b>

## Spirits Sales (Net \$)



## Spirits Sales (Net \$)

### Spirits

Net Sales \$		Fiscal 2021/22 Q2	Fiscal 2021/22 Q3	Fiscal 2021/22 Q4	Fiscal 2022/23 Q1	Fiscal 2022/23 Q2
Asian Spirits	China Spirits	\$1,685,262	\$2,245,161	\$1,413,830	\$1,705,567	\$1,018,784
	Korea Spirits	\$1,055,474	\$1,253,054	\$1,133,764	\$1,361,164	\$982,171
	Other Country Asian Spirits	\$139,250	\$193,085	\$189,455	\$166,510	\$136,863
	<b>Summary</b>	<b>\$2,879,986</b>	<b>\$3,691,300</b>	<b>\$2,737,050</b>	<b>\$3,233,242</b>	<b>\$2,137,817</b>
Gin	Dry Gin	\$15,702,217	\$14,967,132	\$10,522,054	\$15,386,201	\$16,609,673
	Flavoured Gin	\$1,908,761	\$1,403,914	\$1,036,194	\$1,662,050	\$1,601,183
	Other Gin	\$582,414	\$871,112	\$463,809	\$530,086	\$623,296
	<b>Summary</b>	<b>\$18,193,392</b>	<b>\$17,242,158</b>	<b>\$12,022,057</b>	<b>\$17,578,337</b>	<b>\$18,834,153</b>
Grape and Fruit Brandy	Armagnac	\$40,972	\$137,728	\$129,028	\$46,629	\$39,502
	Brandy	\$2,182,619	\$3,562,060	\$2,366,959	\$2,433,311	\$2,003,136
	Cognac	\$2,644,713	\$4,141,475	\$2,482,239	\$2,837,134	\$2,148,001
	Eau de Vie	\$353,671	\$389,236	\$195,848	\$419,570	\$203,117
	Grappa And Marc	\$80,637	\$115,306	\$71,416	\$81,634	\$51,251
	Pisco	\$110,834	\$114,248	\$101,091	\$114,010	\$96,138
	<b>Summary</b>	<b>\$5,413,446</b>	<b>\$8,460,054</b>	<b>\$5,346,581</b>	<b>\$5,932,289</b>	<b>\$4,541,146</b>
Liqueurs	Anise And Herbal/Spice Liqueurs	\$8,118,689	\$9,846,588	\$7,633,286	\$9,323,825	\$7,583,833
	Coffee And Cocoa Liqueurs	\$1,980,431	\$3,368,811	\$1,448,185	\$1,915,480	\$1,800,417
	Cream/Dairy Liqueurs	\$10,000,766	\$24,909,585	\$6,608,879	\$8,206,750	\$8,165,807
	Fruit Liqueurs	\$6,206,193	\$5,964,190	\$4,609,799	\$6,113,440	\$6,069,249
	Nut Liqueurs	\$1,702,544	\$2,036,704	\$1,236,941	\$1,756,331	\$1,693,430
	Other Liqueurs	\$1,124,879	\$1,249,729	\$875,993	\$1,128,587	\$1,031,022
	Whiskey Liqueurs	\$1,465,871	\$2,173,413	\$1,382,822	\$1,522,816	\$1,253,116
	<b>Summary</b>	<b>\$30,599,374</b>	<b>\$49,549,019</b>	<b>\$23,795,905</b>	<b>\$29,967,229</b>	<b>\$27,596,875</b>
Other Spirits	Cachaca	\$80,022	\$20,515	\$14,264	\$65,712	\$47,904
	Flavoured Spirits	\$212,775	\$214,065	\$86,358	\$160,878	\$156,794
	Miscellaneous/Other Spirits	\$376,279	\$441,023	\$259,938	\$336,682	\$291,676

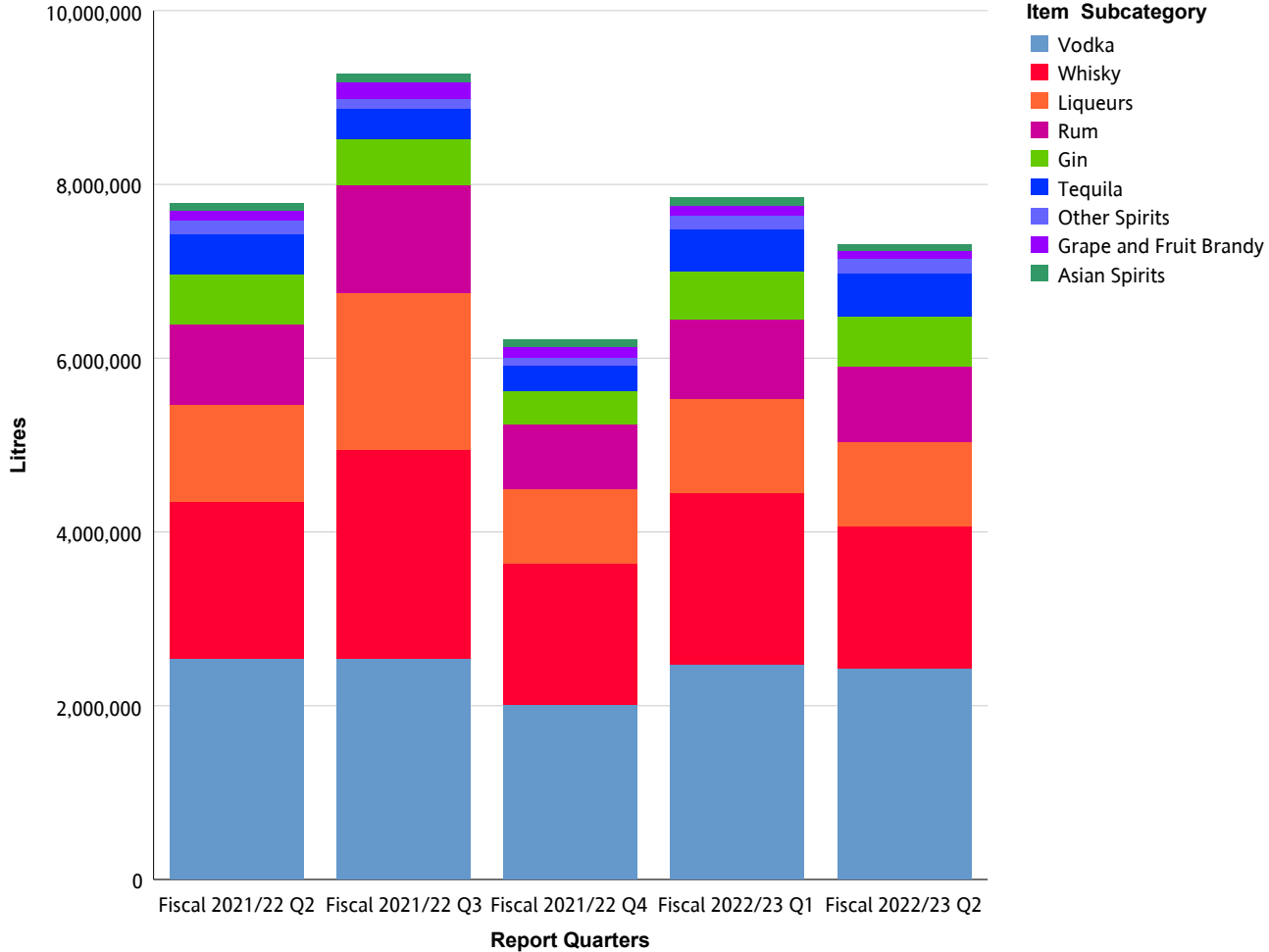
## Spirits Sales (Net \$)

Net Sales \$		Fiscal 2021/22 Q2	Fiscal 2021/22 Q3	Fiscal 2021/22 Q4	Fiscal 2022/23 Q1	Fiscal 2022/23 Q2
Other Spirits	Moonshine Spirits	\$483,008	\$424,527	\$269,458	\$380,615	\$396,948
	Ready to Mix Cocktails	\$596,506	\$376,071	\$421,451	\$653,454	\$532,448
	Ready to Serve Cocktails	\$1,493,600	\$1,612,998	\$1,136,203	\$1,705,867	\$1,862,463
	Schnapps and Akvavit	\$63,388	\$92,818	\$47,108	\$58,585	\$40,021
	<b>Summary</b>	<b>\$3,305,577</b>	<b>\$3,182,018</b>	<b>\$2,234,781</b>	<b>\$3,361,792</b>	<b>\$3,328,254</b>
Rum	Amber Rum	\$6,468,316	\$9,163,781	\$5,312,524	\$6,346,520	\$6,017,855
	Dark Rum	\$2,769,141	\$4,152,566	\$2,800,161	\$3,012,374	\$2,529,684
	Flavoured Rum	\$735,813	\$651,727	\$670,218	\$773,320	\$673,294
	Spiced Rum	\$7,507,846	\$13,088,524	\$6,163,519	\$7,656,607	\$7,374,748
	White Rum	\$7,585,779	\$7,348,025	\$5,585,375	\$7,250,317	\$7,344,778
	<b>Summary</b>	<b>\$25,066,895</b>	<b>\$34,404,624</b>	<b>\$20,531,797</b>	<b>\$25,039,137</b>	<b>\$23,940,360</b>
Tequila	Blanco/Silver Tequila	\$8,854,003	\$6,794,307	\$5,512,358	\$9,058,701	\$9,825,731
	Flavoured Tequila	\$481,828	\$337,738	\$304,786	\$458,135	\$345,750
	Gold Tequila	\$11,644,103	\$10,558,441	\$8,884,822	\$12,813,947	\$12,625,685
	Mezcal	\$886,359	\$867,013	\$821,324	\$1,105,069	\$925,485
	<b>Summary</b>	<b>\$21,866,293</b>	<b>\$18,557,499</b>	<b>\$15,523,289</b>	<b>\$23,435,851</b>	<b>\$23,722,651</b>
Vodka	Flavoured Vodka	\$6,996,319	\$6,400,285	\$4,098,357	\$6,434,431	\$5,976,443
	Straight Vodka	\$58,705,273	\$59,649,023	\$46,986,007	\$57,957,421	\$58,374,206
	<b>Summary</b>	<b>\$65,701,592</b>	<b>\$66,049,308</b>	<b>\$51,084,364</b>	<b>\$64,391,853</b>	<b>\$64,350,649</b>
Whisky	American Whiskey	\$2,400,748	\$3,507,481	\$2,388,347	\$3,149,190	\$2,408,393
	Blended Malt Scotch Whisky	\$250,928	\$386,557	\$209,684	\$200,629	\$165,290
	Blended Scotch Whisky	\$7,565,514	\$10,700,086	\$7,205,015	\$8,644,451	\$6,798,876
	Bourbon Whiskey	\$4,624,197	\$7,636,756	\$5,370,282	\$6,766,957	\$4,851,660
	Canadian Whisky	\$28,079,886	\$36,357,353	\$24,457,048	\$30,258,011	\$26,999,047
	Flavoured Whisky	\$517,873	\$549,273	\$280,514	\$298,432	\$237,508
	Irish Whiskey	\$5,228,717	\$7,256,211	\$5,802,216	\$5,305,687	\$5,118,210
	Other Country Whisky	\$1,341,233	\$2,252,362	\$1,105,928	\$1,868,961	\$965,549
	Single Malt Scotch Whisky	\$12,515,137	\$20,948,181	\$10,143,243	\$13,539,095	\$8,287,972

## Spirits Sales (Net \$)

Net Sales \$		Fiscal 2021/22 Q2	Fiscal 2021/22 Q3	Fiscal 2021/22 Q4	Fiscal 2022/23 Q1	Fiscal 2022/23 Q2
Whisky	Summary	\$62,524,232	\$89,594,259	\$56,962,278	\$70,031,414	\$55,832,504
<b>Summary</b>		<b>\$235,550,787</b>	<b>\$290,730,239</b>	<b>\$190,238,103</b>	<b>\$242,971,144</b>	<b>\$224,284,408</b>

# Spirits Sales (Litres)





## Spirits Sales (Litres)

### Spirits

Litres		Fiscal 2021/22 Q2	Fiscal 2021/22 Q3	Fiscal 2021/22 Q4	Fiscal 2022/23 Q1	Fiscal 2022/23 Q2
Asian Spirits	China Spirits	16,673	22,233	19,890	17,646	14,220
	Korea Spirits	60,901	72,988	64,477	75,469	54,482
	Other Country Asian Spirits	3,298	4,555	3,932	3,896	3,364
	<b>Summary</b>	<b>80,872</b>	<b>99,776</b>	<b>88,298</b>	<b>97,010</b>	<b>72,066</b>
Gin	Dry Gin	512,592	474,339	339,078	497,946	524,591
	Flavoured Gin	55,796	37,742	29,038	48,021	45,760
	Other Gin	11,653	15,653	9,302	10,304	11,530
	<b>Summary</b>	<b>580,042</b>	<b>527,735</b>	<b>377,417</b>	<b>556,271</b>	<b>581,881</b>
Grape and Fruit Brandy	Armagnac	451	1,252	922	422	369
	Brandy	81,301	130,196	87,359	84,497	69,336
	Cognac	25,317	36,259	20,971	24,396	18,573
	Eau de Vie	7,398	8,316	3,739	8,801	4,374
	Grappa And Marc	1,492	2,114	1,447	1,537	927
	Pisco	3,045	3,118	2,600	2,887	2,307
	<b>Summary</b>	<b>119,003</b>	<b>181,254</b>	<b>117,038</b>	<b>122,541</b>	<b>95,886</b>
Liqueurs	Anise And Herbal/Spice Liqueurs	284,205	351,212	268,121	331,050	261,412
	Coffee And Cocoa Liqueurs	76,944	136,135	56,191	76,876	68,490
	Cream/Dairy Liqueurs	386,820	966,719	255,162	315,598	303,752
	Fruit Liqueurs	212,876	177,126	158,940	207,367	199,016
	Nut Liqueurs	69,096	77,337	46,218	70,696	68,008
	Other Liqueurs	34,955	40,248	26,804	36,986	31,314
	Whiskey Liqueurs	46,217	67,860	43,977	50,656	39,174
	<b>Summary</b>	<b>1,111,114</b>	<b>1,816,637</b>	<b>855,413</b>	<b>1,089,228</b>	<b>971,166</b>
Other Spirits	Cachaca	2,050	446	277	1,948	1,539
	Flavoured Spirits	3,987	4,502	1,763	3,228	3,201
	Miscellaneous/Other Spirits	7,083	7,792	5,245	6,259	5,392

## Spirits Sales (Litres)

Litres		Fiscal 2021/22 Q2	Fiscal 2021/22 Q3	Fiscal 2021/22 Q4	Fiscal 2022/23 Q1	Fiscal 2022/23 Q2
Other Spirits	Moonshine Spirits	12,443	9,502	6,081	8,484	9,049
	Ready to Mix Cocktails	30,827	18,154	20,852	33,281	27,452
	Ready to Serve Cocktails	95,408	72,492	54,991	96,277	123,231
	Schnapps and Akvavit	1,481	2,299	1,051	1,427	921
	<b>Summary</b>	<b>153,277</b>	<b>115,187</b>	<b>90,259</b>	<b>150,902</b>	<b>170,786</b>
Rum	Amber Rum	213,945	298,581	176,989	209,978	197,879
	Dark Rum	98,881	141,798	97,513	105,885	89,085
	Flavoured Rum	26,322	22,436	23,276	27,472	23,463
	Spiced Rum	261,909	464,034	213,085	263,992	253,059
	White Rum	321,835	311,819	236,902	306,139	308,770
	<b>Summary</b>	<b>922,892</b>	<b>1,238,667</b>	<b>747,765</b>	<b>913,466</b>	<b>872,257</b>
Tequila	Blanco/Silver Tequila	198,097	137,627	110,553	194,709	211,219
	Flavoured Tequila	12,040	8,417	7,600	11,026	8,405
	Gold Tequila	241,504	195,835	170,829	260,354	252,749
	Mezcal	12,688	12,647	12,512	16,272	13,414
	<b>Summary</b>	<b>464,329</b>	<b>354,527</b>	<b>301,494</b>	<b>482,361</b>	<b>485,788</b>
Vodka	Flavoured Vodka	240,532	214,760	142,229	218,489	205,325
	Straight Vodka	2,303,291	2,330,576	1,865,649	2,255,905	2,224,831
	<b>Summary</b>	<b>2,543,824</b>	<b>2,545,336</b>	<b>2,007,877</b>	<b>2,474,394</b>	<b>2,430,156</b>
Whisky	American Whiskey	66,025	86,156	60,844	80,856	64,327
	Blended Malt Scotch Whisky	3,595	5,625	3,326	3,514	2,622
	Blended Scotch Whisky	231,915	304,916	224,656	258,823	195,530
	Bourbon Whiskey	115,207	172,400	124,815	158,269	110,653
	Canadian Whisky	1,067,583	1,363,049	927,931	1,148,031	1,016,652
	Flavoured Whisky	15,668	14,420	7,536	7,681	6,126
	Irish Whiskey	138,844	187,885	153,243	138,202	134,030
	Other Country Whisky	16,656	25,893	13,078	21,832	11,802
	Single Malt Scotch Whisky	152,872	232,675	113,417	152,514	91,445

## **Spirits Sales (Litres)**

<b>Litres</b>		Fiscal 2021/22 Q2	Fiscal 2021/22 Q3	Fiscal 2021/22 Q4	Fiscal 2022/23 Q1	Fiscal 2022/23 Q2
Whisky	<b>Summary</b>	1,808,366	2,393,021	1,628,845	1,969,722	1,633,186
<b>Summary</b>		7,783,718	9,272,139	6,214,407	7,855,895	7,313,170



## Wine Sales (Net \$)

### Wine

Net Sales \$		Fiscal 2021/22 Q2	Fiscal 2021/22 Q3	Fiscal 2021/22 Q4	Fiscal 2022/23 Q1	Fiscal 2022/23 Q2
Argentina Wine	Argentina Red Wine	\$6,332,978	\$9,286,295	\$6,780,678	\$6,771,181	\$5,003,245
	Argentina Rose Wine	\$156,294	\$66,077	\$64,935	\$131,170	\$129,227
	Argentina Sparkling Wine	\$9,965	\$8,867	\$9,131	\$7,454	\$8,839
	Argentina White Wine	\$384,493	\$327,601	\$393,450	\$506,206	\$343,319
	<b>Summary</b>	<b>\$6,883,730</b>	<b>\$9,688,839</b>	<b>\$7,248,194</b>	<b>\$7,416,011</b>	<b>\$5,484,630</b>
Australia Wine	Australia Fruit and Dessert Wine	\$240	\$408	\$240	\$0	\$0
	Australia Red Wine	\$6,520,751	\$9,223,651	\$6,631,590	\$6,508,575	\$5,049,590
	Australia Rose Wine	\$331,622	\$315,682	\$288,431	\$281,181	\$343,493
	Australia Sparkling Wine	\$860,497	\$867,986	\$696,461	\$709,369	\$765,160
	Australia White Wine	\$4,400,355	\$4,479,717	\$3,759,593	\$4,283,884	\$4,077,755
	<b>Summary</b>	<b>\$12,113,464</b>	<b>\$14,887,443</b>	<b>\$11,376,316</b>	<b>\$11,783,009</b>	<b>\$10,235,998</b>
Austria Wine	Austria Fruit and Dessert Wine	\$0	\$0	\$0	\$9,471	\$1,994
	Austria Red Wine	\$47,090	\$42,435	\$41,709	\$59,170	\$34,379
	Austria Rose Wine	\$2,424	\$8,407	\$3,594	\$3,195	\$4,421
	Austria Sparkling Wine	\$8,033	\$4,406	\$5,119	\$2,340	\$3,047
	Austria White Wine	\$78,030	\$119,049	\$102,675	\$76,890	\$67,170
	<b>Summary</b>	<b>\$135,577</b>	<b>\$174,298</b>	<b>\$153,097</b>	<b>\$151,066</b>	<b>\$111,012</b>
Bulgaria Wine	Bulgaria Red Wine	\$2,128	\$8,623	\$994	\$0	\$0
	Bulgaria Rose Wine	\$0	\$0	\$0	\$0	\$0
	Bulgaria White Wine	\$7,177	\$2,051	\$0	\$342	\$0
	<b>Summary</b>	<b>\$9,305</b>	<b>\$10,674</b>	<b>\$994</b>	<b>\$342</b>	<b>\$0</b>
Canada - BC	Canada - BC Dessert Wine	\$429,019	\$285,304	\$108,128	\$245,014	\$546,600
	Canada - BC Fruit Wine	\$1,766,521	\$1,274,287	\$652,976	\$1,324,919	\$1,742,408
	Canada - BC Ice Wine	\$658,308	\$596,624	\$350,127	\$545,936	\$758,259
	Canada - BC Red Wine	\$75,504,331	\$77,658,047	\$54,116,163	\$68,446,464	\$69,055,415
	Canada - BC Rose Wine	\$13,065,924	\$4,921,066	\$6,066,077	\$12,800,336	\$14,868,362

## Wine Sales (Net \$)

Net Sales \$		Fiscal 2021/22 Q2	Fiscal 2021/22 Q3	Fiscal 2021/22 Q4	Fiscal 2022/23 Q1	Fiscal 2022/23 Q2
Canada - BC	Canada - BC Sparkling Wine	\$6,194,220	\$4,966,814	\$2,777,541	\$5,593,073	\$7,327,446
	Canada - BC White Wine	\$69,630,058	\$56,541,256	\$44,198,112	\$65,251,774	\$71,299,459
	<b>Summary</b>	<b>\$167,248,381</b>	<b>\$146,243,399</b>	<b>\$108,269,124</b>	<b>\$154,207,516</b>	<b>\$165,597,949</b>
Canada - Other	Canada - Other Dessert Wine	\$11,292	\$7,400	\$788	\$11,309	\$19,127
	Canada - Other Fruit Wine	\$1,982	\$6,039	\$6,802	\$3,866	\$5,714
	Canada - Other Ice Wine	\$102,963	\$254,962	\$137,111	\$291,403	\$280,247
	Canada - Other Red Wine	\$119,043	\$105,673	\$82,232	\$103,324	\$110,770
	Canada - Other Rose Wine	\$76,424	\$32,057	\$57,741	\$83,005	\$61,885
	Canada - Other Sparkling Wine	\$454,897	\$775,447	\$337,807	\$358,242	\$386,915
	Canada - Other White Wine	\$442,267	\$455,138	\$430,802	\$486,285	\$358,138
	<b>Summary</b>	<b>\$1,208,867</b>	<b>\$1,636,715</b>	<b>\$1,053,283</b>	<b>\$1,337,435</b>	<b>\$1,222,795</b>
Chile Wine	Chile Fruit and Dessert Wine	\$798	\$958	\$2,075	\$1,437	\$479
	Chile Red Wine	\$5,986,662	\$7,830,279	\$6,431,524	\$6,596,325	\$4,664,766
	Chile Rose Wine	\$643,414	\$247,696	\$313,488	\$587,787	\$480,629
	Chile Sparkling Wine	\$90,287	\$119,748	\$78,018	\$62,198	\$58,278
	Chile White Wine	\$3,324,292	\$2,987,876	\$2,671,162	\$3,263,957	\$3,023,897
	<b>Summary</b>	<b>\$10,045,454</b>	<b>\$11,186,557</b>	<b>\$9,496,267</b>	<b>\$10,511,704</b>	<b>\$8,228,049</b>
China Wine	China Fruit and Dessert Wine	\$0	\$0	\$26,151	\$6,282	\$5,169
	China Red Wine	\$0	\$0	\$21,953	\$39,725	\$8,093
	China White Wine	\$0	\$0	\$1,518	\$11,921	\$250
	<b>Summary</b>	<b>\$0</b>	<b>\$0</b>	<b>\$49,622</b>	<b>\$57,928</b>	<b>\$13,513</b>
Fortified Wine	Other Fortified Domestic Wine	\$1,164,383	\$913,720	\$560,549	\$861,627	\$940,902
	Other Fortified Import Wine	\$372,745	\$518,566	\$324,540	\$404,001	\$330,929
	Port Wine	\$555,361	\$1,505,927	\$625,759	\$605,979	\$445,876
	Sherry Wine	\$260,836	\$583,840	\$295,734	\$307,235	\$187,070
	Vermouth Wine	\$715,148	\$928,359	\$677,298	\$778,765	\$703,601
	<b>Summary</b>	<b>\$3,068,473</b>	<b>\$4,450,411</b>	<b>\$2,483,880</b>	<b>\$2,957,607</b>	<b>\$2,608,378</b>
France Wine	France Champagne Wine	\$6,030,878	\$9,849,125	\$2,409,552	\$5,658,784	\$4,661,618

## Wine Sales (Net \$)

Net Sales \$		Fiscal 2021/22 Q2	Fiscal 2021/22 Q3	Fiscal 2021/22 Q4	Fiscal 2022/23 Q1	Fiscal 2022/23 Q2
France Wine	France Fruit and Dessert Wine	\$57,693	\$29,193	\$43,198	\$19,856	\$14,309
	France Red Wine	\$14,822,411	\$11,506,236	\$8,478,278	\$7,540,246	\$5,560,912
	France Rose Wine	\$4,865,339	\$1,980,935	\$2,095,105	\$4,288,313	\$3,804,091
	France Sparkling Wine	\$931,803	\$1,472,529	\$651,299	\$835,287	\$559,377
	France White Wine	\$5,407,390	\$4,916,861	\$3,947,073	\$4,667,878	\$4,298,738
	<b>Summary</b>	<b>\$32,115,514</b>	<b>\$29,754,880</b>	<b>\$17,624,505</b>	<b>\$23,010,363</b>	<b>\$18,899,046</b>
Georgia Wine	Georgia Red Wine	\$45,564	\$84,577	\$60,522	\$46,378	\$51,788
	Georgia White Wine	\$0	\$5,426	\$2,821	\$7,528	\$4,200
	<b>Summary</b>	<b>\$45,564</b>	<b>\$90,003</b>	<b>\$63,343</b>	<b>\$53,906</b>	<b>\$55,987</b>
Germany Wine	Germany Fruit and Dessert Wine	\$3,198	\$0	\$0	\$0	\$0
	Germany Red Wine	\$41,544	\$53,607	\$58,524	\$51,011	\$31,304
	Germany Rose Wine	\$10,108	\$6,140	\$12,762	\$5,213	\$13,889
	Germany Sparkling Wine	\$786,901	\$1,403,663	\$535,490	\$863,969	\$679,815
	Germany White Wine	\$1,063,640	\$1,329,089	\$1,028,478	\$1,040,966	\$959,001
	<b>Summary</b>	<b>\$1,905,390</b>	<b>\$2,792,499</b>	<b>\$1,635,254</b>	<b>\$1,961,159</b>	<b>\$1,684,008</b>
Greece Wine	Greece Fruit and Dessert Wine	\$0	\$0	\$0	\$350	\$699
	Greece Red Wine	\$84,334	\$98,976	\$94,587	\$75,396	\$74,586
	Greece Rose Wine	\$0	\$6,637	\$8,988	\$11,219	\$7,368
	Greece Sparkling Wine	\$0	\$5,142	\$114	\$0	\$0
	Greece White Wine	\$92,244	\$126,118	\$81,042	\$78,432	\$84,716
	<b>Summary</b>	<b>\$176,578</b>	<b>\$236,872</b>	<b>\$184,732</b>	<b>\$165,398</b>	<b>\$167,369</b>
Hungary Wine	Hungary Fruit and Dessert Wine	\$19,408	\$29,745	\$23,324	\$16,528	\$20,280
	Hungary Red Wine	\$21,227	\$33,228	\$21,734	\$29,545	\$5,563
	Hungary Rose Wine	\$251	\$0	\$0	\$0	\$602
	Hungary Sparkling Wine	\$115,879	\$138,507	\$22,786	\$137,438	\$123,973
	Hungary White Wine	\$129,691	\$115,893	\$124,330	\$121,421	\$97,678
	<b>Summary</b>	<b>\$286,456</b>	<b>\$317,373</b>	<b>\$192,174</b>	<b>\$304,933</b>	<b>\$248,096</b>
Israel Wine	Israel Red Wine	\$31,828	\$31,951	\$39,240	\$43,518	\$20,651

## Wine Sales (Net \$)

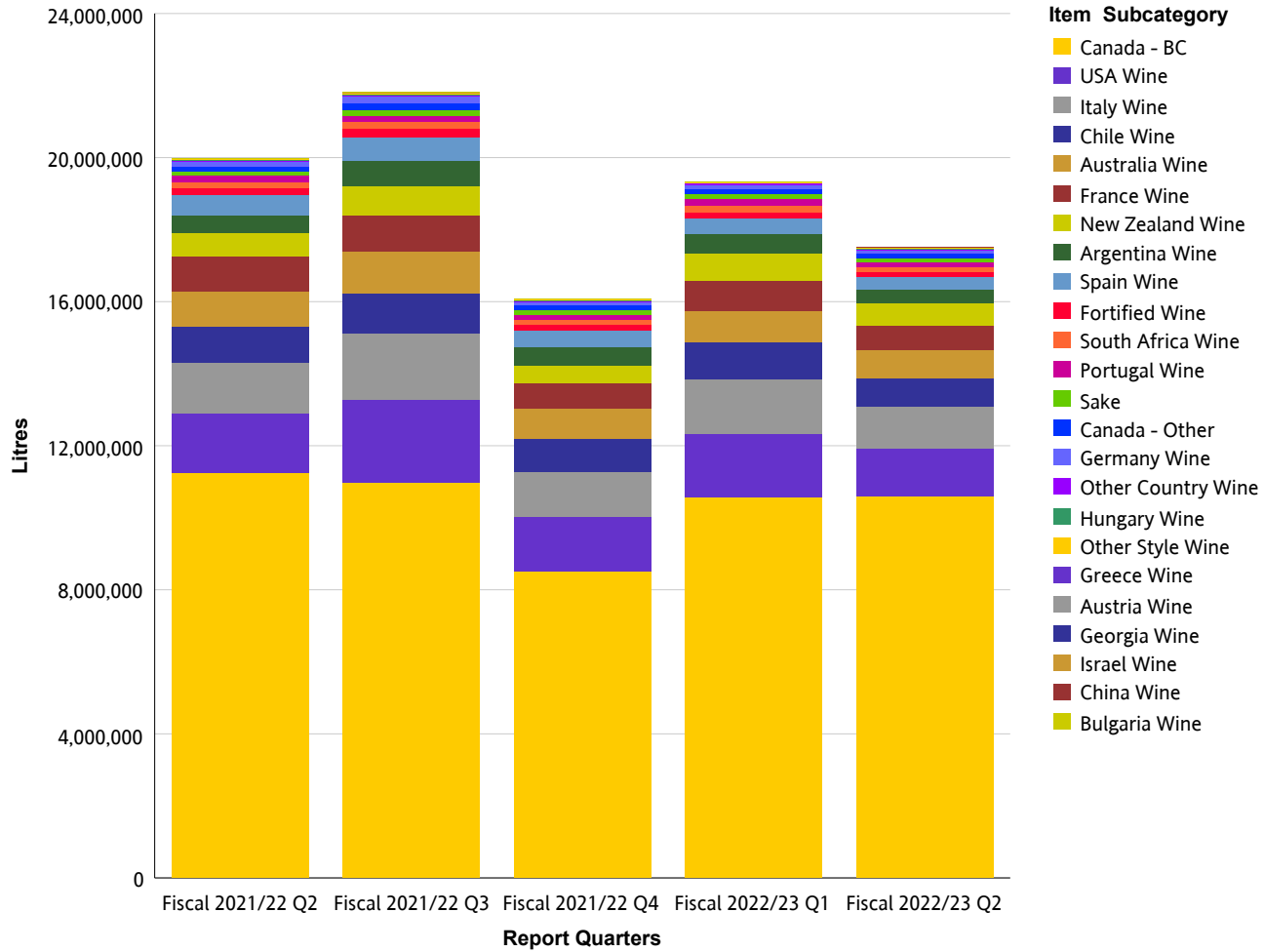
Net Sales \$		Fiscal 2021/22 Q2	Fiscal 2021/22 Q3	Fiscal 2021/22 Q4	Fiscal 2022/23 Q1	Fiscal 2022/23 Q2
Israel Wine	Israel Rose Wine	\$4,299	\$3,344	\$1,592	\$148	\$3,363
	Israel White Wine	\$14,922	\$16,415	\$15,774	\$9,852	\$7,118
	<b>Summary</b>	<b>\$51,050</b>	<b>\$51,710</b>	<b>\$56,606</b>	<b>\$53,518</b>	<b>\$31,132</b>
Italy Wine	Italy Fruit and Dessert Wine	\$13,758	\$13,036	\$6,010	\$18,110	\$4,271
	Italy Red Wine	\$11,891,142	\$18,245,459	\$11,873,778	\$13,404,169	\$8,934,616
	Italy Rose Wine	\$316,482	\$192,966	\$187,099	\$396,159	\$393,770
	Italy Sparkling Wine	\$2,793,428	\$3,444,729	\$2,003,173	\$2,807,443	\$2,489,159
	Italy White Wine	\$5,249,166	\$5,592,620	\$4,786,391	\$6,005,488	\$5,136,994
	Prosecco Wine	\$5,993,480	\$9,484,942	\$4,063,520	\$6,770,674	\$6,298,598
	<b>Summary</b>	<b>\$26,257,456</b>	<b>\$36,973,752</b>	<b>\$22,919,971</b>	<b>\$29,402,043</b>	<b>\$23,257,408</b>
New Zealand Wine	New Zealand Fruit and Dessert Wine	\$0	\$0	\$0	\$0	\$0
	New Zealand Red Wine	\$708,334	\$967,894	\$628,930	\$782,083	\$519,724
	New Zealand Rose Wine	\$484,922	\$370,355	\$309,656	\$708,271	\$547,749
	New Zealand Sparkling Wine	\$64,757	\$195,272	\$50,038	\$110,694	\$74,803
	New Zealand White Wine	\$10,369,043	\$12,970,305	\$8,254,502	\$12,949,575	\$10,908,883
	<b>Summary</b>	<b>\$11,627,056</b>	<b>\$14,503,826</b>	<b>\$9,243,125</b>	<b>\$14,550,623</b>	<b>\$12,051,159</b>
Other Country Wine	Other Country Fruit and Dessert Wine	\$414,923	\$505,937	\$491,576	\$437,468	\$362,578
	Other Country Red Wine	\$171,442	\$233,089	\$138,197	\$185,064	\$93,978
	Other Country Rose Wine	\$7,374	\$16,382	\$5,123	\$19,587	\$6,393
	Other Country Sparkling Wine	\$16,460	\$55,002	\$10,046	\$17,773	\$12,457
	Other Country White Wine	\$36,140	\$73,613	\$48,882	\$58,196	\$60,079
	<b>Summary</b>	<b>\$646,338</b>	<b>\$884,024</b>	<b>\$693,824</b>	<b>\$718,088</b>	<b>\$535,486</b>
Other Style Wine	Aperitif And Flavoured Wine	\$117,061	\$180,665	\$133,956	\$104,870	\$105,198
	Mead	\$183,622	\$90,246	\$49,424	\$163,329	\$270,743
	Rice Wine	\$56,143	\$108,810	\$99,570	\$69,387	\$51,082
	<b>Summary</b>	<b>\$356,827</b>	<b>\$379,721</b>	<b>\$282,950</b>	<b>\$337,586</b>	<b>\$427,023</b>
Portugal Wine	Portugal Fruit and Dessert Wine	\$5,215	\$79,975	\$19,252	\$10,506	\$2,644
	Portugal Red Wine	\$1,043,797	\$1,359,605	\$1,064,910	\$1,189,560	\$810,466



## Wine Sales (Net \$)

Net Sales \$		Fiscal 2021/22 Q2	Fiscal 2021/22 Q3	Fiscal 2021/22 Q4	Fiscal 2022/23 Q1	Fiscal 2022/23 Q2
Portugal Wine	Portugal Rose Wine	\$256,632	\$169,831	\$169,802	\$218,555	\$241,580
	Portugal Sparkling Wine	\$12,580	\$12,335	\$6,599	\$5,376	\$6,806
	Portugal White Wine	\$646,541	\$408,276	\$441,242	\$724,244	\$723,948
	<b>Summary</b>	<b>\$1,964,764</b>	<b>\$2,030,022</b>	<b>\$1,701,805</b>	<b>\$2,148,241</b>	<b>\$1,785,444</b>
Sake	Japan Sake	\$1,867,091	\$2,573,600	\$1,932,075	\$2,510,194	\$1,850,898
	Other Country Sake	\$77,640	\$64,155	\$52,806	\$72,010	\$73,903
	USA Sake	\$645,349	\$823,955	\$763,237	\$758,017	\$561,809
	<b>Summary</b>	<b>\$2,590,081</b>	<b>\$3,461,711</b>	<b>\$2,748,117</b>	<b>\$3,340,221</b>	<b>\$2,486,611</b>
South Africa Wine	South Africa Fruit and Dessert Wine	\$0	\$0	\$11,558	\$0	\$0
	South Africa Red Wine	\$1,024,488	\$1,289,468	\$907,775	\$989,847	\$671,559
	South Africa Rose Wine	\$110,806	\$40,802	\$44,918	\$119,208	\$78,448
	South Africa Sparkling Wine	\$6,074	\$5,340	\$9,006	\$2,462	\$1,293
	South Africa White Wine	\$1,004,152	\$861,411	\$849,550	\$1,088,149	\$827,449
	<b>Summary</b>	<b>\$2,145,520</b>	<b>\$2,197,021</b>	<b>\$1,822,806</b>	<b>\$2,199,666</b>	<b>\$1,578,749</b>
Spain Wine	Spain Fruit and Dessert Wine	\$17,543	\$11,884	\$20,060	\$14,579	\$10,192
	Spain Red Wine	\$4,258,980	\$5,530,548	\$4,336,035	\$3,995,770	\$2,912,127
	Spain Rose Wine	\$366,353	\$225,566	\$191,567	\$262,237	\$228,484
	Spain Sparkling Wine	\$1,302,722	\$2,014,349	\$933,445	\$1,217,312	\$1,286,863
	Spain White Wine	\$756,843	\$660,957	\$452,201	\$558,783	\$447,445
	<b>Summary</b>	<b>\$6,702,442</b>	<b>\$8,443,304</b>	<b>\$5,933,308</b>	<b>\$6,048,681</b>	<b>\$4,885,110</b>
USA Wine	USA Fruit and Dessert Wine	\$812	\$418	\$276	\$276	\$226
	USA Red Wine	\$24,564,766	\$38,918,633	\$23,962,111	\$28,932,386	\$19,311,151
	USA Rose Wine	\$1,656,855	\$1,126,675	\$990,854	\$1,319,739	\$1,334,048
	USA Sparkling Wine	\$316,176	\$442,304	\$182,550	\$228,336	\$174,706
	USA White Wine	\$6,636,152	\$7,354,183	\$5,414,911	\$7,367,769	\$6,288,291
	<b>Summary</b>	<b>\$33,174,762</b>	<b>\$47,842,214</b>	<b>\$30,550,701</b>	<b>\$37,848,507</b>	<b>\$27,108,423</b>
<b>Summary</b>		<b>\$320,759,049</b>	<b>\$338,237,268</b>	<b>\$235,783,997</b>	<b>\$310,565,550</b>	<b>\$288,703,375</b>

## Wine Sales (Litres)



## Wine Sales (Litres)

### Wine

Litres		Fiscal 2021/22 Q2	Fiscal 2021/22 Q3	Fiscal 2021/22 Q4	Fiscal 2022/23 Q1	Fiscal 2022/23 Q2
Argentina Wine	Argentina Red Wine	437,438	661,493	472,341	479,598	333,230
	Argentina Rose Wine	13,399	5,204	5,080	10,352	10,072
	Argentina Sparkling Wine	576	576	576	504	572
	Argentina White Wine	28,849	25,045	34,098	46,261	25,946
	<b>Summary</b>	<b>480,262</b>	<b>692,318</b>	<b>512,095</b>	<b>536,714</b>	<b>369,820</b>
Australia Wine	Australia Fruit and Dessert Wine	6	12	6	0	0
	Australia Red Wine	454,549	645,136	446,949	438,417	347,677
	Australia Rose Wine	26,638	28,590	23,654	23,524	28,340
	Australia Sparkling Wine	63,240	68,796	50,156	48,170	50,250
	Australia White Wine	411,630	422,221	336,564	382,904	358,803
	<b>Summary</b>	<b>956,064</b>	<b>1,164,755</b>	<b>857,329</b>	<b>893,016</b>	<b>785,070</b>
Austria Wine	Austria Fruit and Dessert Wine	0	0	0	171	36
	Austria Red Wine	1,359	1,300	1,224	1,723	931
	Austria Rose Wine	72	234	112	90	126
	Austria Sparkling Wine	288	130	130	68	99
	Austria White Wine	2,434	3,780	3,341	2,488	2,097
	<b>Summary</b>	<b>4,154</b>	<b>5,445</b>	<b>4,808</b>	<b>4,540</b>	<b>3,289</b>
Bulgaria Wine	Bulgaria Red Wine	108	621	72	0	0
	Bulgaria Rose Wine	0	0	0	0	0
	Bulgaria White Wine	189	54	0	9	0
	<b>Summary</b>	<b>297</b>	<b>675</b>	<b>72</b>	<b>9</b>	<b>0</b>
Canada - BC	Canada - BC Dessert Wine	9,607	6,174	2,471	5,389	10,600
	Canada - BC Fruit Wine	82,835	60,454	32,574	68,994	84,351
	Canada - BC Ice Wine	6,496	6,144	3,357	4,752	7,145
	Canada - BC Red Wine	4,623,832	5,384,846	3,995,089	4,434,279	4,078,085
	Canada - BC Rose Wine	762,315	359,650	382,025	721,383	812,971

## Wine Sales (Litres)

Litres		Fiscal 2021/22 Q2	Fiscal 2021/22 Q3	Fiscal 2021/22 Q4	Fiscal 2022/23 Q1	Fiscal 2022/23 Q2
Canada - BC	Canada - BC Sparkling Wine	247,637	196,175	108,111	217,467	274,243
	Canada - BC White Wine	5,510,064	4,954,825	3,997,678	5,116,125	5,326,652
	<b>Summary</b>	<b>11,242,787</b>	<b>10,968,269</b>	<b>8,521,305</b>	<b>10,568,389</b>	<b>10,594,047</b>
Canada - Other	Canada - Other Dessert Wine	94	103	16	136	262
	Canada - Other Fruit Wine	296	532	543	428	580
	Canada - Other Ice Wine	1,277	3,387	1,784	3,661	3,608
	Canada - Other Red Wine	12,030	10,012	7,744	8,596	9,540
	Canada - Other Rose Wine	11,128	3,069	5,714	11,522	7,388
	Canada - Other Sparkling Wine	65,362	115,154	48,338	47,227	51,483
	Canada - Other White Wine	50,435	50,364	44,991	53,195	37,926
	<b>Summary</b>	<b>140,621</b>	<b>182,622</b>	<b>109,130</b>	<b>124,766</b>	<b>110,786</b>
Chile Wine	Chile Fruit and Dessert Wine	22	27	58	40	14
	Chile Red Wine	580,612	743,681	603,394	634,608	429,424
	Chile Rose Wine	78,449	29,235	37,362	65,875	51,643
	Chile Sparkling Wine	5,287	6,698	4,605	3,896	3,439
	Chile White Wine	353,898	314,096	274,004	324,560	297,620
	<b>Summary</b>	<b>1,018,269</b>	<b>1,093,737</b>	<b>919,423</b>	<b>1,028,979</b>	<b>782,139</b>
China Wine	China Fruit and Dessert Wine	0	0	777	236	204
	China Red Wine	0	0	225	418	90
	China White Wine	0	0	45	342	9
	<b>Summary</b>	<b>0</b>	<b>0</b>	<b>1,047</b>	<b>996</b>	<b>303</b>
Fortified Wine	Other Fortified Domestic Wine	69,789	70,945	53,304	62,797	59,601
	Other Fortified Import Wine	21,656	28,647	18,601	23,849	17,829
	Port Wine	16,912	43,028	18,620	18,641	12,971
	Sherry Wine	12,981	29,462	14,015	14,500	8,832
	Vermouth Wine	55,682	76,635	56,016	59,285	54,352
	<b>Summary</b>	<b>177,020</b>	<b>248,716</b>	<b>160,555</b>	<b>179,073</b>	<b>153,585</b>
France Wine	France Champagne Wine	65,316	106,692	23,622	52,618	47,616

## Wine Sales (Litres)

Litres		Fiscal 2021/22 Q2	Fiscal 2021/22 Q3	Fiscal 2021/22 Q4	Fiscal 2022/23 Q1	Fiscal 2022/23 Q2
France Wine	France Fruit and Dessert Wine	292	570	680	307	238
	France Red Wine	401,344	504,166	358,052	317,474	231,519
	France Rose Wine	283,766	126,459	121,269	231,674	209,566
	France Sparkling Wine	49,003	79,068	34,073	42,438	26,644
	France White Wine	199,502	196,275	160,031	179,076	156,634
	<b>Summary</b>	<b>999,222</b>	<b>1,013,230</b>	<b>697,728</b>	<b>823,586</b>	<b>672,217</b>
Georgia Wine	Georgia Red Wine	2,502	4,401	3,195	2,285	2,511
	Georgia White Wine	0	112	58	304	173
	<b>Summary</b>	<b>2,502</b>	<b>4,514</b>	<b>3,254</b>	<b>2,590</b>	<b>2,684</b>
Germany Wine	Germany Fruit and Dessert Wine	2	0	0	0	0
	Germany Red Wine	1,673	1,886	2,362	2,177	1,534
	Germany Rose Wine	531	189	497	236	582
	Germany Sparkling Wine	48,172	91,580	30,666	53,952	38,685
	Germany White Wine	67,634	88,233	62,797	65,216	60,277
	<b>Summary</b>	<b>118,012</b>	<b>181,888</b>	<b>96,322</b>	<b>121,580</b>	<b>101,078</b>
Greece Wine	Greece Fruit and Dessert Wine	0	0	0	18	36
	Greece Red Wine	5,904	5,739	6,036	4,498	4,634
	Greece Rose Wine	0	262	456	518	270
	Greece Sparkling Wine	0	117	4	0	0
	Greece White Wine	7,136	7,269	5,163	3,964	5,816
	<b>Summary</b>	<b>13,040</b>	<b>13,388</b>	<b>11,659</b>	<b>8,998</b>	<b>10,756</b>
Hungary Wine	Hungary Fruit and Dessert Wine	398	620	278	326	374
	Hungary Red Wine	1,485	2,538	1,548	2,268	405
	Hungary Rose Wine	18	0	0	0	45
	Hungary Sparkling Wine	8,955	11,456	1,604	9,888	8,972
	Hungary White Wine	12,086	10,406	11,536	8,698	8,156
	<b>Summary</b>	<b>22,941</b>	<b>25,018</b>	<b>14,966</b>	<b>21,181</b>	<b>17,950</b>
Israel Wine	Israel Red Wine	1,484	1,512	1,809	2,034	945

## Wine Sales (Litres)

Litres		Fiscal 2021/22 Q2	Fiscal 2021/22 Q3	Fiscal 2021/22 Q4	Fiscal 2022/23 Q1	Fiscal 2022/23 Q2
Israel Wine	Israel Rose Wine	243	189	90	9	162
	Israel White Wine	720	792	760	477	342
	<b>Summary</b>	<b>2,447</b>	<b>2,493</b>	<b>2,660</b>	<b>2,520</b>	<b>1,449</b>
Italy Wine	Italy Fruit and Dessert Wine	144	156	71	174	44
	Italy Red Wine	535,404	789,242	570,610	578,936	398,746
	Italy Rose Wine	17,199	9,811	9,974	19,563	20,040
	Italy Sparkling Wine	158,422	181,398	109,048	149,394	133,104
	Italy White Wine	365,696	391,471	336,030	397,417	322,974
	Prosecco Wine	308,703	495,905	201,943	344,918	311,826
	<b>Summary</b>	<b>1,385,568</b>	<b>1,867,984</b>	<b>1,227,676</b>	<b>1,490,402</b>	<b>1,186,734</b>
New Zealand Wine	New Zealand Fruit and Dessert Wine	0	0	0	0	0
	New Zealand Red Wine	31,524	45,273	25,289	34,280	22,120
	New Zealand Rose Wine	28,829	20,161	17,508	38,989	29,954
	New Zealand Sparkling Wine	3,087	9,980	2,222	5,336	3,308
	New Zealand White Wine	577,080	738,156	445,451	693,718	573,286
	<b>Summary</b>	<b>640,520</b>	<b>813,570</b>	<b>490,470</b>	<b>772,322</b>	<b>628,667</b>
Other Country Wine	Other Country Fruit and Dessert Wine	22,176	25,280	24,438	21,943	20,689
	Other Country Red Wine	9,521	10,058	7,184	8,500	4,500
	Other Country Rose Wine	332	356	176	1,174	230
	Other Country Sparkling Wine	450	1,261	261	439	302
	Other Country White Wine	1,532	2,518	1,792	2,624	2,176
	<b>Summary</b>	<b>34,012</b>	<b>39,473</b>	<b>33,850</b>	<b>34,678</b>	<b>27,897</b>
Other Style Wine	Aperitif And Flavoured Wine	6,121	10,532	7,275	6,366	7,160
	Mead	8,019	3,909	2,169	6,544	10,580
	Rice Wine	4,688	8,616	7,503	6,726	3,958
	<b>Summary</b>	<b>18,828</b>	<b>23,057</b>	<b>16,948</b>	<b>19,636</b>	<b>21,699</b>
Portugal Wine	Portugal Fruit and Dessert Wine	94	1,720	240	248	76
	Portugal Red Wine	87,169	112,852	87,438	99,646	65,480

## Wine Sales (Litres)

Litres		Fiscal 2021/22 Q2	Fiscal 2021/22 Q3	Fiscal 2021/22 Q4	Fiscal 2022/23 Q1	Fiscal 2022/23 Q2
Portugal Wine	Portugal Rose Wine	28,306	18,995	15,653	20,837	23,924
	Portugal Sparkling Wine	538	560	288	256	252
	Portugal White Wine	52,847	30,816	33,330	56,638	54,408
	<b>Summary</b>	<b>168,955</b>	<b>164,943</b>	<b>136,950</b>	<b>177,625</b>	<b>144,140</b>
Sake	Japan Sake	55,000	69,489	58,407	65,927	49,306
	Other Country Sake	4,121	3,294	2,378	3,159	3,264
	USA Sake	70,970	88,968	82,605	81,855	59,124
	<b>Summary</b>	<b>130,090</b>	<b>161,751</b>	<b>143,390</b>	<b>150,941</b>	<b>111,695</b>
South Africa Wine	South Africa Fruit and Dessert Wine	0	0	75	0	0
	South Africa Red Wine	74,742	99,458	68,498	74,704	48,500
	South Africa Rose Wine	10,252	3,986	3,595	9,913	6,791
	South Africa Sparkling Wine	274	256	526	108	63
	South Africa White Wine	90,180	79,715	75,318	90,205	68,570
	<b>Summary</b>	<b>175,448</b>	<b>183,415</b>	<b>148,013</b>	<b>174,930</b>	<b>123,924</b>
Spain Wine	Spain Fruit and Dessert Wine	763	457	850	528	374
	Spain Red Wine	369,328	432,996	337,890	289,899	215,100
	Spain Rose Wine	49,795	28,228	24,184	24,842	24,747
	Spain Sparkling Wine	80,191	125,572	57,323	70,782	76,045
	Spain White Wine	81,991	67,505	38,903	39,715	32,503
	<b>Summary</b>	<b>582,068</b>	<b>654,757</b>	<b>459,151</b>	<b>425,766</b>	<b>348,769</b>
USA Wine	USA Fruit and Dessert Wine	36	19	12	12	10
	USA Red Wine	1,112,988	1,721,863	1,083,021	1,230,987	846,224
	USA Rose Wine	137,256	113,462	94,122	109,676	102,358
	USA Sparkling Wine	12,631	17,263	8,032	9,656	6,884
	USA White Wine	402,900	445,271	325,956	423,074	359,218
	<b>Summary</b>	<b>1,665,812</b>	<b>2,297,878</b>	<b>1,511,143</b>	<b>1,773,405</b>	<b>1,314,695</b>
<b>Summary</b>		<b>19,978,938</b>	<b>21,803,893</b>	<b>16,079,943</b>	<b>19,336,641</b>	<b>17,513,391</b>

# GLOSSARY AND EXPLANATORY NOTES

Domestic Beer – the domestic beer classification is defined as follows:

Commercial Beer – Breweries with Annual Production over 350,000HL

Regional Beer – Breweries with Annual Production over 15,000HL and up to 350,000HL

Micro Brew Beer – Breweries with Annual Production up to 15,000HL

Negative Sales

Occasionally, negative sales are reported. This is usually due to adjustments or product returns.